



𐌵𐌹𐌿𐌸





ᱥ




卍


दा





W





ᄃ




















5






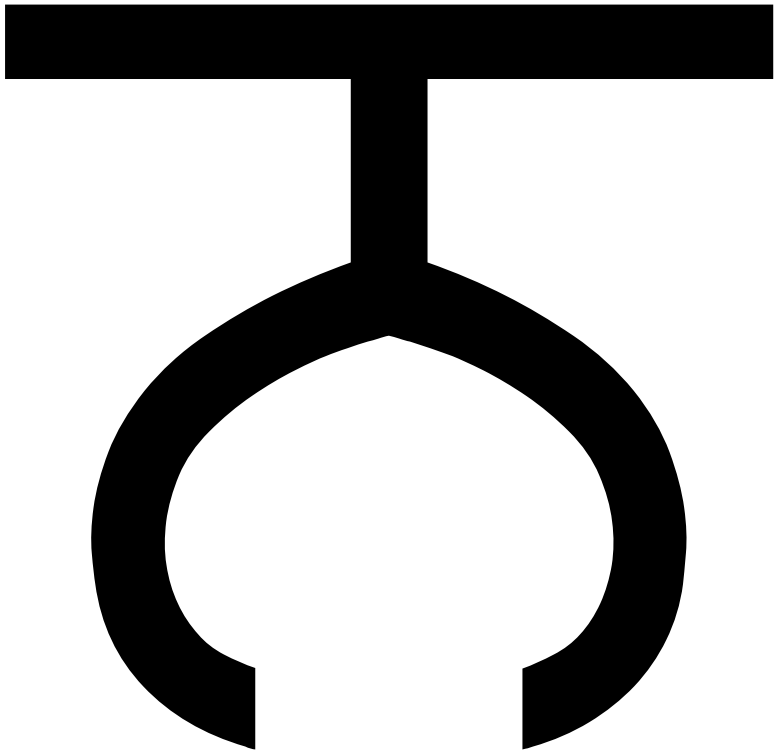
3
















ۛ















Ḍ

















दा



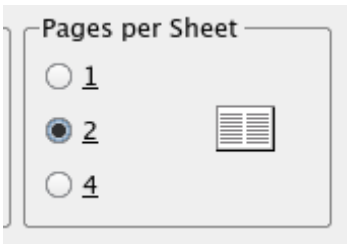
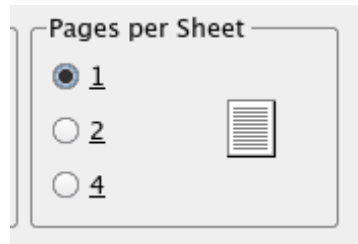






# Gurmukhi letters, Classroom-sized A5 flash cards

Print these pages out  
onto A5 card-stock or;



doubling up so that you  
print two of the pages,  
side-by-side on one  
sheet of A4 card-stock.

More Gurmukhi learning  
resources at . . .

**Billie The Cat.**

<http://www.billie.grosse.is-a-geek.com/>